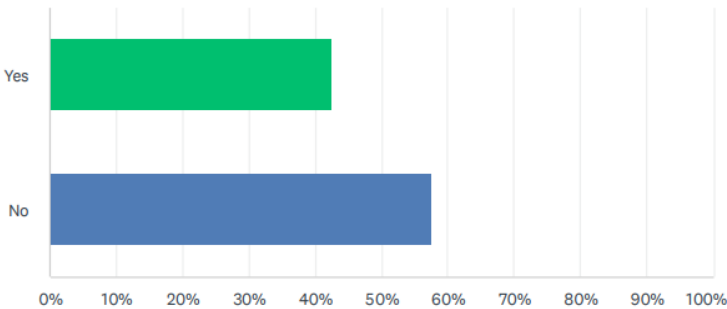


Graph results from the Chiseldon Parish Neighbourhood Plan survey September 2022

Q1 Would you or anyone living in your property like to move into a different home in Chiseldon Parish?

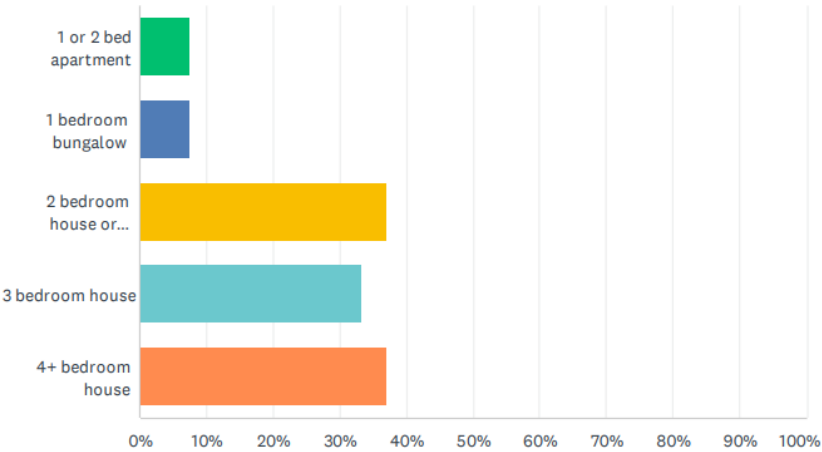
Answered: 59 Skipped: 0



ANSWER CHOICES		RESPONSES	
Yes		42.37%	25
No		57.63%	34
TOTAL			59

Q2 If yes, what size of property is sought?(Please tick all that apply)

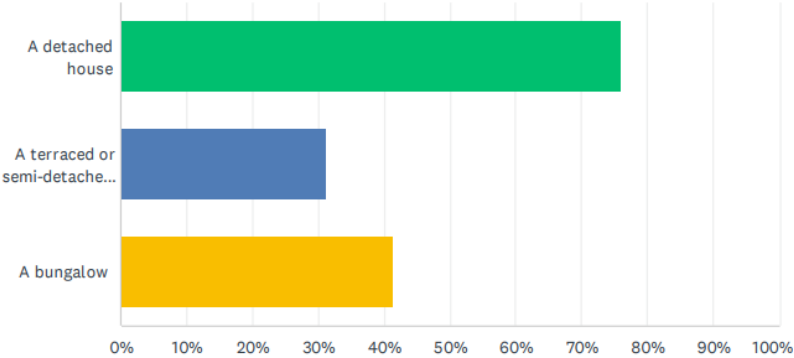
Answered: 27 Skipped: 32



ANSWER CHOICES	RESPONSES	
1 or 2 bed apartment	7.41%	2
1 bedroom bungalow	7.41%	2
2 bedroom house or bungalow	37.04%	10
3 bedroom house	33.33%	9
4+ bedroom house	37.04%	10
Total Respondents: 27		

Q3 If you wish to move into a different home in the Parish, would you want:(Please tick all that apply)

Answered: 29 Skipped: 30



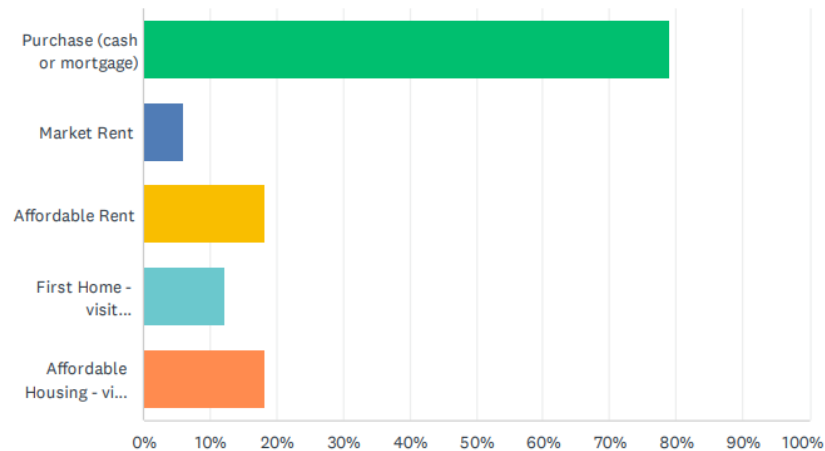
ANSWER CHOICES	RESPONSES	
A detached house	75.86%	22
A terraced or semi-detached house	31.03%	9
A bungalow	41.38%	12
Total Respondents: 29		

Q4 How many vehicle parking spaces would suit your needs?

Data not available in graph form but responses range from 0 to 4. 37 responses in total

Q5 If you would like to move what sort of tenure would you prefer? (Please tick all that apply)

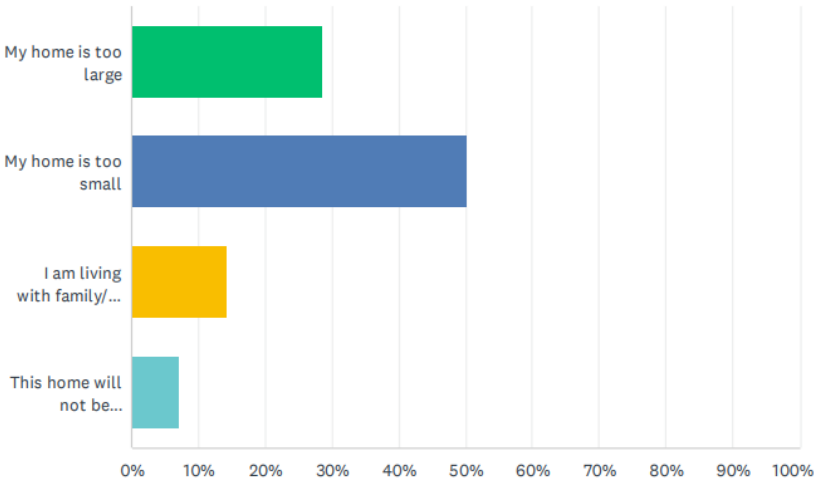
Answered: 33 Skipped: 26



ANSWER CHOICES	RESPONSES	
Purchase (cash or mortgage)	78.79%	26
Market Rent	6.06%	2
Affordable Rent	18.18%	6
First Home - visit www.gov.uk/guidance/first-homes	12.12%	4
Affordable Housing - visit www.gov.uk/guidance/national-planning-policy-framework Annex 2	18.18%	6
Total Respondents: 33		

Q6 Can you select the item from the list below that best describes your reason for wanting to relocate to a new home in the Parish?

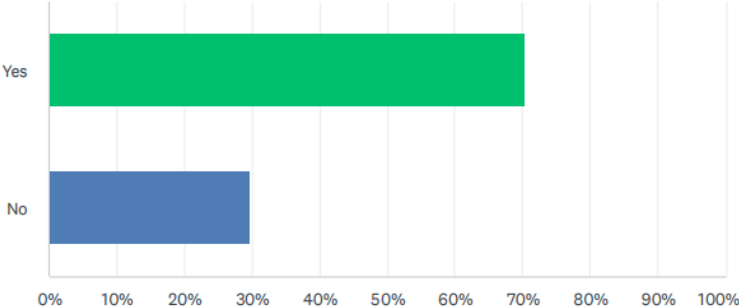
Answered: 28 Skipped: 31



ANSWER CHOICES	RESPONSES	
My home is too large	28.57%	8
My home is too small	50.00%	14
I am living with family/in someone else's home	14.29%	4
This home will not be available to me in the long term	7.14%	2
TOTAL		28

Q7 Would a home with some form of environmentally friendly heating encourage you to buy/rent?

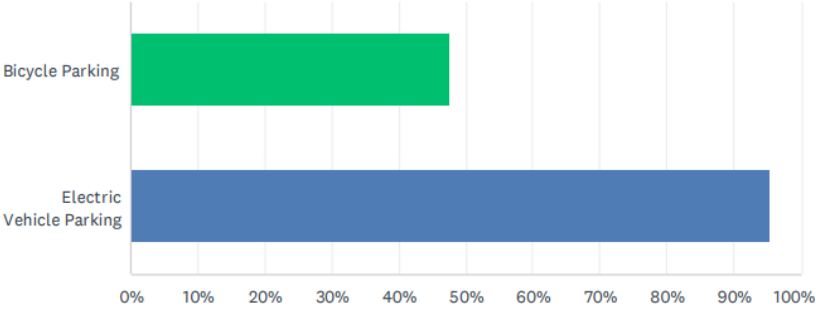
Answered: 37 Skipped: 22



ANSWER CHOICES	RESPONSES	
Yes	70.27%	26
No	29.73%	11
TOTAL		37

Q8 Would you like any of the following to be included in a house you buy/rent?(Please tick all that apply)

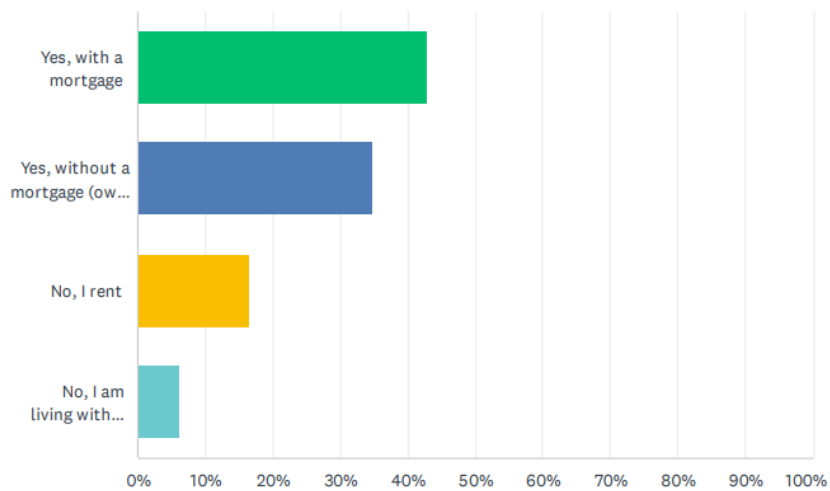
Answered: 21 Skipped: 38



ANSWER CHOICES	RESPONSES	
Bicycle Parking	47.62%	10
Electric Vehicle Parking	95.24%	20
Total Respondents: 21		

Q9 Do you currently own your own home?

Answered: 49 Skipped: 10



ANSWER CHOICES	RESPONSES	
Yes, with a mortgage	42.86%	21
Yes, without a mortgage (own outright)	34.69%	17
No, I rent	16.33%	8
No, I am living with relatives/in someone else's home	6.12%	3
TOTAL		49

Q10 Can you please indicate your maximum affordable monthly rent or mortgage costs so we can identify what is “affordable” to local people seeking a new home?

Data not available in graph form but responses range from £450 to £3000. 24 responses in total